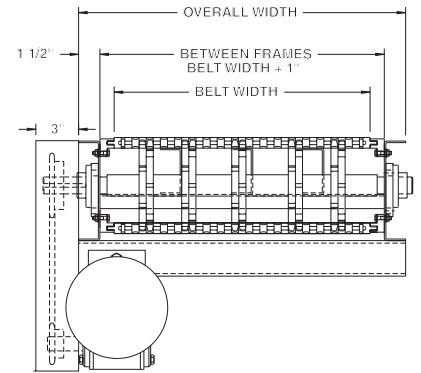


# MODEL 700PBC SERIES 2200 FLUSH GRID PLASTIC BELT CURVE

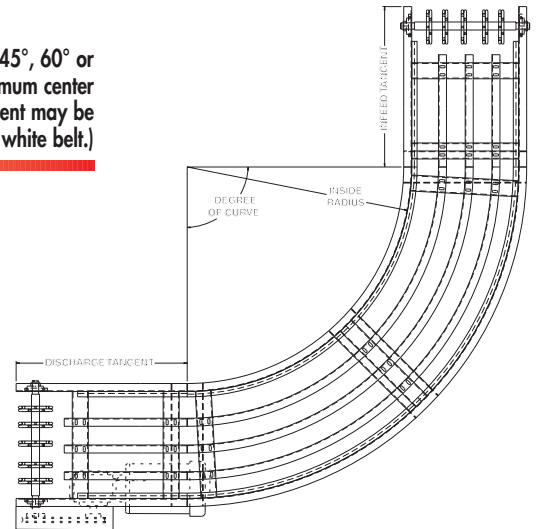
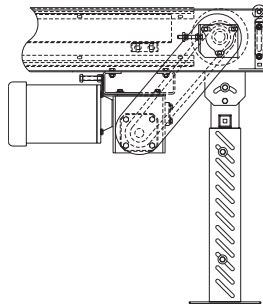


Conveyor shown with optional supports

Use model 700PBC for applications requiring 30°, 45°, 60° or 90° curves. S-curve formations also available with minimum center tangent length twice belt width. Additional straight tangent may be added at discharge (drive) end. (Unit shown with optional white belt.)



TECHNICAL SPECIFICATIONS		
BELT WIDTH	MIN. TANGENT LENGTH	MIN. INSIDE RADIUS
6"	9"	13.2"
12"	18"	26.4"
18"	27"	39.8"
24"	36"	52.8"
30"	45"	66"
36"	54"	79.2"
42"	63"	92.4"
48"	72"	105.6"



## SPECIFICATIONS

**BELT:** Series 2200 flush grid gray curved polypropylene belt, FDA & USDA approved belting.

**DRIVE SPROCKETS:** 5.3" pitch dia. with 1.5" square bore. Available with OPTIONAL 6.3" or 7.7" pitch dia. sprockets with 1.5" or 2.5" square bore.

**TAIL SPROCKETS:** 5.3" pitch dia. with 1.5" square bore. Available with OPTIONAL 6.3" or 7.7" pitch dia. sprockets with 1.5" or 2.5" square bore.

**END DRIVE:** Allows one-direction operation ONLY; this conveyor is NOT reversible.

**TAKE-UP:** Catenary type located at discharge end.

**BED:** 7" x 1-1/2" x 10 ga. formed steel channel frame with UHWW wearstrips attached to bed and belt return pan.

**MINIMUM RADIUS:** 2.2 x belt width, measured from inside edge of belt.

**SPEED:** 60 FPM, constant.

**TANGENTS:** Minimum length is 1.5 x belt width located at each end of conv. Optional additional tangent may be located at dischg.

**FLOOR SUPPORTS:** See Conveyor Accessories.

**BEARINGS:** End shafts are supported by precision, heavy duty, lubricated, ball bearing units with cast iron housings.

**DIRECTION OF FLOW:** Specify right hand or left hand.

**MOTOR DRIVE:** 1/3 HP, 230/460/3, 60 cycle, ODP right angle gear motor on 45° and 90° curves; 3/4 HP supplied on all 180° curves.

**ROLLER CHAIN:** Drive shaft is driven by No. 50 chain.

**ELECTRICAL CONTROLS:** Optional.

### ⚠ WARNING

Prevent pinch points that exist when belt conveyors are permanently attached to other conveyors or equipment!



■ 3 week shipment